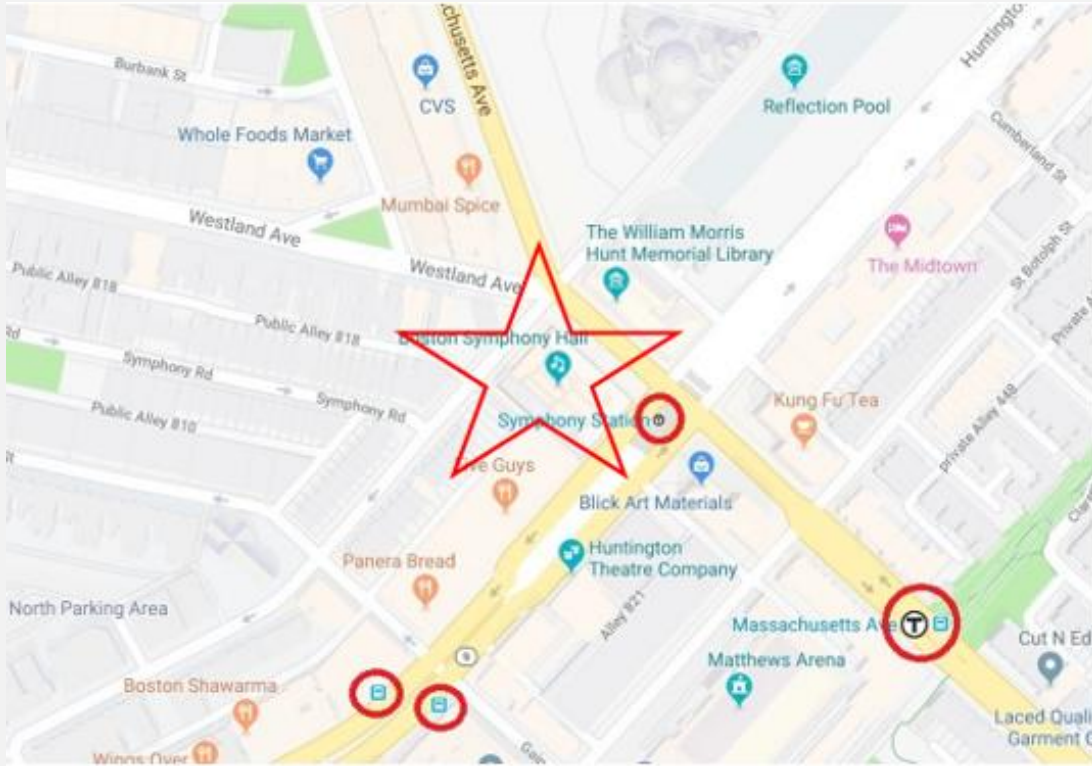


Social Story

Sensory-Friendly Concert



- I am going to Symphony Hall to see the Boston Symphony Orchestra on Saturday, March 22 at 10 am.
- The title of the concert is “Sounding Together: An Exploration of Courage, Caution, and Kindness,” conducted by Thomas Wilkins.



- Symphony Hall is located at 301 Massachusetts Ave, Boston, MA 02115.
- I can get to Symphony Hall by driving, taking the T, or riding the bus.
- If I have to cross the street, I will make sure to hold hands with a person I came with.



- If we drive, we will park near the hall at a public parking space or garage.
- We can park at
 - The Christian Science Plaza Garage 235 Huntington Ave Boston, MA 02115
 - Prudential Center Garage 800 Boylston Street Boston, MA 02115
 - Westland Avenue Garage 35 Westland Avenue Boston, MA 02115
 - Westland Avenue Gainsborough Garage 10 Gainsborough Street Boston, MA 02115



- We can also visit the Boston Symphony Orchestra SpotHero Parking Page and book a spot at discounted rates.
- These parking spots include garages, valets, and independent spots.
- We can Contact SpotHero customer service at 844-324-SPOT (7768) with any questions.



- When we arrive at Symphony Hall, we may notice that the area is very busy and there will be a lot of people and cars around. It will be important to stay with the people we came with so we can be safe.
- We can enter through the Cohen Wing Entrance on Huntington Avenue if the entrance on Mass Ave is crowded.
- When we enter the lobby, we may need to wait in line. If we have any questions, there will be people to help us.



- We may have to wait in line at the Box Office to say our names and pick up our tickets.




- We may already have our tickets. If so, let's head toward the hall to get our tickets scanned!

- If we bring a bag with us, a security team will check our bags, and I will walk through a metal detector to keep everyone safe. I will listen to directions and cooperate during this process.





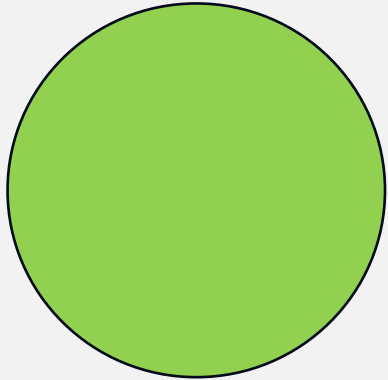
- A person called an usher will welcome us into the hall. Ushers can help me find my seat or help me find my way around Symphony Hall. They are very friendly.
- The ushers wear black and white uniforms and nametags.
- Volunteers can help us, too. Some volunteers will wear red or green tee-shirts. They are also very friendly.
- There will also be signs to help us find our way, as well as a map in our program!



There may be people with cameras filming or taking photographs during my visit to Symphony Hall.

When we come into the building, we will have a choice to give permission for photography or to say we don't want to be photographed.


We will get a sticker to wear on our clothing that tells the photographers...



“Yes” (green)

or

“No” (purple).





- I will get an activity bag at the concert. The bag will have crayons, a fidget, a glow stick, and a coloring sheet. I can even color the bag if I want!
- I can use the items in my activity bag whenever I would like!



- If we arrive early, we can participate in fun preconcert activities like coloring and an instrument playground.
- At the instrument playground I can learn to play string or percussion instruments.



Bathrooms

- If I need to, I can use the bathroom.
- The bathrooms are in the hallways outside the concert hall.
- I may have to wait my turn to use the bathroom.



- Then we will walk into the concert hall.
- Symphony Hall is very big. There will be signs to help to us find our seats.
- We may sit close to the stage, or we may sit in a balcony up high! If our seats are in the balcony, we will walk up the stairs or take an elevator. I will stay with the people that I came with.



- I will see other groups of families and friends. To get to our seats, we may need to walk in front of other people or other people may need to walk in front of us.
- If someone accidentally bumps into me, it is no big deal and I will say “Sorry.” We will do our best to find our seats to get ready for the show.



- Once I am seated, it is OK to quietly talk to my neighbors. While I am waiting, I may see some of the musicians on stage with their musical instruments. They are getting ready, too!
- I will know the concert is about to begin when the concertmaster (a violin player) plays the pitch 'A' for the other instruments to tune to. I will remain quiet during tuning so the musicians can hear.

Snack Bar



- We may purchase snacks or beverages from a concession stand in the hallway before and during the concert.



- Just before the concert starts, Thomas Wilkins, the conductor, will arrive on the stage. He's very special and important because he leads the musicians, so we can clap for him!
- When the clapping is finished, I will try to be quiet so everyone can focus.



- Maestro Wilkins will introduce himself.
- He will share information and ideas about the music and composers during the concert.
- He might give me hints about what to listen for in the music!

STRAVINSKY *Firebird* Suite: Infernal Dance
SHOSTAKOVICH *Festive Overture*
GOUNOD *Petite Symphonie*: Scherzo
BONDS *Montgomery Variations*: Dawn in Dixie
Carlos SIMON *Four Black American Dances*: Ring Shout
GRIEG *Peer Gynt* Suite: In the Hall of the Mountain King
STRAVINSKY *Firebird* Suite: Berceuse and Finale

- Once Maestro Wilkins is on the podium, the musicians will start playing the concert.
- During the concert, we will hear the songs that are on the program. If the music is too loud or harsh for me, it is all right for me to cover my ears. We can even ask an usher to help the people I came with and me to find seats farther from the stage.

-
- I can bring my own noise-reduction headphones to wear during the concert. If I forget them, there will be some at Symphony Hall that I can borrow.



Noise-reduction headphones

- If I need a break at any point during the concert, I can go out into the hallway or to a Quiet Space.
- An usher or volunteer will be happy to show me where those rooms are located.
- I will tell the people I came with where I am going, or they may come with me.



Quiet Space



- After the last song, I can stand up and clap to show the orchestra and Maestro Wilkins that I thought they did a great job!
- They might bow to thank me for being a good audience member, too!
- The clapping may be loud, and it's OK to wear my headphones or cover my ears if I need to.

- Then, the lights will come back on and everyone will start heading toward the exits.
- Now that the concert is over, it's time to leave with the people I came with.
- We will wait our turn to use the aisle and exit through the doors.
- We may have to take the elevator or walk downstairs to leave the hall.



- I am ready and excited to see the Boston Symphony Orchestra at Symphony Hall!

